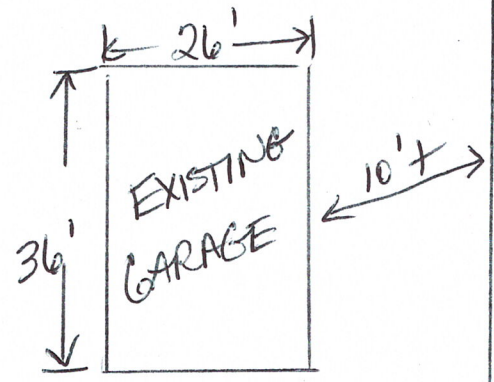

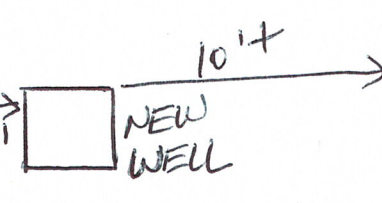

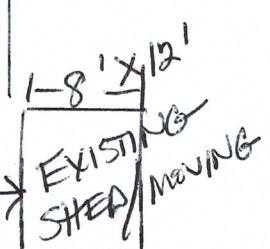


LAKE

(NOT TO SCALE)

180' +

180'



DRIVEWAY

ROAD RIGHT OF WAY

ROAD

(LOT SIZE 120'W X 205'D)



PROPERTY LINE

PROPERTY LINE