
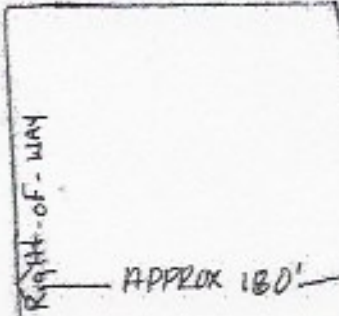


County Road #17

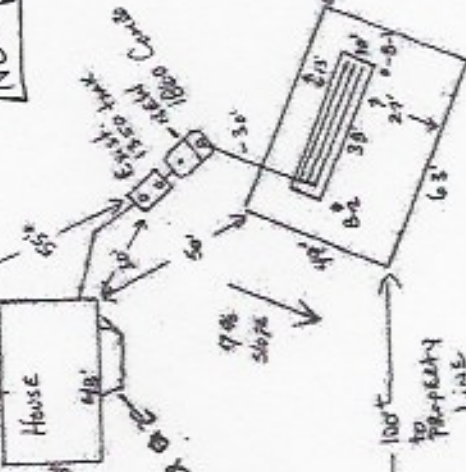
Scale: 1"=40'
N →

Note: # All other
Property Lines
Are over 100'
* NO ALTERNATE
SITE

The fish house/office



NEW



Property Line

100' TO PROPERTY LINE

11 x 20 x 14

150' - 150' EXIST. 150' - 150' EXIST. 150' - 150' EXIST.

50%

50%

50%

50%

50%

50%

50%

50%

50%

50%

50%

50%

50%

50%