


State Hwy 18/17

Plans for Sherman Pole Building
30' x 48' Post Frame Building

1 square \approx 10 ft.

Proposed Lot Line
475 ft.


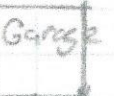
325'



85 ft



20 ft



Driveway
40 ft

90 ft

200 ft

300 ft

326th Ave